

Lisbon Water Pollution Control Authority
Special Meeting
March 14, 2019, 7:00pm
Lisbon Town Hall

Members present: David Wawryznowicz, Joseph Lewerk, Kenneth Robb
Meeting was called to order at 7:12 by Ch. Kenneth Robb

J. Lewerk motioned to approve the minutes of the February 7, 2019 regular meeting as corrected. It was recorded that Ken Robb attended a meeting with DEEP. DEEP was not in attendance at the meeting with NPU. Seconded by D. Wawryznowicz
Vote: Unanimous: Motion Carried

Correspondence- Ken received notice of an upcoming training session hosted by DEEP on March 21, 2019 it will cover the new law for reporting broken sewer pipes, among other items.

Financial Report – Balance of Enterprise Fund \$179,107.25.

Bills

Jewett City DPU- Electric bill for Feb. 2019 J. Lewerk motioned to pay \$54.31, seconded by D. Wawryznowicz. Vote: Unanimous: Motion Carried

Towne Engineering- Motion to pay \$676.25 made by J. Lewerk, seconded by D. Wawryznowicz Vote: Unanimous: Motion Carried

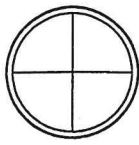
Osterman Propane- Motion to pay \$120.57 made by D. Wawryznowicz for propane tank topped off at pump station, seconded by J. Lewerk
Vote: Unanimous: Motion Carried

Team Green of CT- Snow plowing for March 1, 2019 snowstorm at pump station. Motion to pay \$75.00 made by J. Lewerk, seconded by D. Wawryznowicz
Vote: Unanimous: Motion Carried

Jewett City Water- Motion to pay \$450.00 for sewer billing made by J. Lewerk, seconded by D. Wawryznowicz Vote: Unanimous: Motion Carried

Norwich Public Utilities- Motion to pay \$471.16 monthly billing fees for Feb. made by D. Wawryznowicz, seconded by J. Lewerk Vote: Unanimous: Motion Carried

Norwich Public Utilities- Motion to pay \$3236.26 for two sump pumps for flow meter pit made by J. Lewerk, seconded by D. Wawryznowicz. Vote: Unanimous: Motion Carried



TOWNE ENGINEERING, INC.

PROFESSIONAL ENGINEERS • LAND SURVEYORS • EXPERT WITNESS

MAIL: P.O. BOX 162 SOUTH WINDHAM, CT 06266

OFFICE: 1 RICHMOND LANE, WILLIMANTIC, CT 06226

860-423-6371 • 860-889-2100 • Fax 860-423-5470

DONALD R. AUBREY, P.E., L.S.

JOSEPH H. BOUCHER, M.S., L.S.

MATTHEW D. MAYNARD, P.E.

March 6, 2019

Lisbon WPCA
1 Newent Road
Lisbon, CT 06351

Attn: Kenneth Robb, Chairman

Re: System-wide Grease Trap Inspections &
WPCA Regulation Update
TEI Job #09-069

Dear Authority Members,

We conducted a system wide inspection of the Grease Traps along with your Chairman Mr. Robb on March 1st, 2019. An updated runny inspection narrative is enclosed.

We found that there are 3 locations in the sewer system that have grease traps which have issues which need to be addressed:

- CHUCKY'S MOBIL located at 107 River Road
 - o This grease trap is in immediate need of cleaning. This facility seems to generate an inordinate amount of grease for some unknown reason.
- RUBY TUESDAY located at 160 River Road, Suite A-200
 - o Grease was found to be leaving the 2 grease traps that are in series. This restaurant has a system to add cold water to the waste stream to cool the water leaving their dishwashers that apparently is not being used or used correctly.
- TARGET located at 195 River Road
 - o We have never before observed much if any grease in this grease trap. We met with the Facilities Technician "Ozzy". "Ozzy" provided a pumper's report from September 6, 2018 which indicated that the tank had not been fully cleaned. We have requested that this grease trap be serviced immediately.

We anticipate that the primary (3000 gallon) grease trap at McDonalds will be serviced on March 7th, 2019.

Also enclosed is a copy of the WPCA regulations that we have reviewed.

- We have marked-up the text
- We have provided the plates or details that should be included
- We have provided an updated grease trap detail

- We have provided a proposed grease trap maintenance schedule for your consideration and possible adoption into your regulations.

Please feel free to contact either myself or Matthew Maynard at our office at anytime if you have any questions. If you wish or need to contact me after hours, please feel free to call me on my cell phone at 860-377-4238.

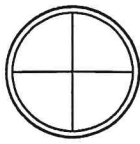
Respectfully Submitted,



Joseph H. Boucher, M.S., L.S.
For: Towne Engineering, Inc.

Enc.

Cc: Kenneth Robb, Chairman
22 Rocky Hollow Road
Lisbon, CT 06351
(With enclosures and a set of offsite sewer maps)



TOWNE ENGINEERING, INC.

PROFESSIONAL ENGINEERS • LAND SURVEYORS • EXPERT WITNESS

MAIL: P.O. BOX 162 SOUTH WINDHAM, CT 06266

OFFICE: 1 RICHMOND LANE, WILLIMANTIC, CT 06226

860-423-6371 • 860-889-2100 • Fax 860-423-5470

DONALD R. AUBREY, P.E., L.S.

JOSEPH H. BOUCHER, M.S., L.S.

MATTHEW D. MAYNARD, P.E.

Lisbon WPCA Running Grease Trap Inspection Notes Updated: March 1, 2019

March 1, 2019 inspections observed by: Joseph H. Boucher, M.S., L.S.
Matthew D. Maynard, P.E.,
Licensed Septic Installer
Kenneth Robb, WPCA Chairman

Lisbon Landing

MAIN LISBON LANDING PUMP STATION:

- December 26, 2017
 - o Met with staff from Scherbon (1-800-808-0611) on site who had checked the pump station and had Richard White & Sons pump the wet well at the on-site pump station to remove any solids. There appeared to be very little accumulated grease but there were some 'flushable' wipes on the sensors that they removed. The site was extremely busy that day and the pumps seemed to be functioning normally.

1000 DEGREES PIZZERIA:

160 River Road

860-376-1792

Owner: Bill Neilson

- March 1, 2019
 - o AGRU in place and functioning, the on-duty manager indicated that the AGRU was being serviced regularly. There was no evidence of grease leaving this facility.
- May 8, 2018
 - o AGRU was found to be in place and in use. The AGRU discharges to an open grate on the floor. There was no evidence of any grease leaving the AGRU (The AGRU only services a 3 bay sink) or entering the grated drain. The Manager indicated that they only need to clean the grease bucket (less than a gallon) very rarely.
- September 18, 2017:
 - o AGRU was found to be in place and in use. The AGRU discharges to an open grate on the floor. There was no evidence of any grease leaving the

AGRU (The AGRU only services a 3 bay sink) or entering the grated drain. The restaurant appeared to be kept clean.

- September 12, 2016:
 - o Inspected nearly completed restaurant, "GreaseStopper" AGRU in place, restaurant was not yet operational and AGRU had not yet been used.
- April 29, 2016:
 - o No measurable construction of the restaurant to date was observed.

RUBY TUESDAY:

160 River Road, Suite A-200

Tel: 860-376-5608

General Manager Ned Nicols (cell: 860-334-9208)

- **March 1, 2019**
 - o **First (upstream) grease trap 2" of floating grease – warm**
 - o **Second (downstream) grease trap 3" to 4" chunky floating grease**
 - o **Evidence of grease leaving traps was more pronounced in the connection manhole downstream than in the past.**
 - o **We went into restaurant and spoke to manager on duty regarding use of cold water addition to dishwasher waste stream. The manager on duty had no knowledge regarding cold water system and indicated that the main manager would call Towne Engineering, but as of March 5, 2019 we have not heard from them.**
 - o **THIS SITUATION NEEDS FURTHER FOLLOW-UP.**
- **May 8, 2018**
 - o The first grease trap had 3" of floating grease. The air emitting from the manhole was noticeably warm. The inside of the manhole riser was coated with vaporized congealed grease.
 - o The second grease trap had at least 1 foot of solid grease.
 - o In the downstream manhole more grease was evident in the invert than had previously been observed.
 - o We met with the Manager
 - The Manager indicated that grease trap pumping is scheduled for every 8 weeks and they were last there on March 21st and she expected that they would come next week.
 - Under the dishwasher there is a cold water line that is supposed to run for at least 1 hour a day to cool the grease traps. This line was not functioning. The Manager was putting in a work order to get the cold water line fixed.

- We will re-inspect in a week or 2.
- September 18, 2017:
 - Both tanks appeared to just have been serviced
 - The first (westerly) tank was only 1/3rd full
 - The second (easterly) tank had about 1 foot of water in it. There was some chunky grease remaining,
 - The downstream manhole had some grease in the invert which was also observed in April of 2016.
 - The restaurant was not open for business for the day at the time of inspection, but we noted that the effluent in both grease traps was still quite warm. (Questioning if they are still using the system to cool the waste stream flow)
 - The easterly rim of the westerly grease trap was loose and the pavement is settling in that area. The area will need to be monitored to ensure that storm water is not entering into the system at this location.
- April 29, 2016:
 - The downstream grease trap had about 8" of caked grease and the upstream grease trap had about 3" of floating (looser) grease.
 - Both grease traps appear to have been operating at normal levels.
 - In the junction manhole located immediately downstream we observed that there is still a slight coating of grease observed in both the lateral from the grease traps and also on the bathroom side. From memory this is similar to what we observed in June of 2015.
- June 3, 2015:
 - Grease traps both showed evidence of having been 'super charged' with grease evidenced by grease accumulations in manhole risers which was not present during August 7th inspection. The liquid levels in both tanks however was at normal levels at the time of this inspection. There was a very slight coating of grease in the invert of the connecting manhole.
- October 9, 2014:
 - Grease traps both showed evidence of having been 'super charged' with grease evidenced by grease accumulations in manhole risers which was not present during August 7th inspection. The liquid levels in both tanks however were at normal levels at the time of this inspection. There was a very slight coating of grease in the invert of the connecting manhole.
 - We spoke with restaurant manager and indicated to him that an immediate pumping was required and that the maintenance intervals should be changed to once every 2 months (rather than 3 months currently).
 - Sheena of SLM Management (267-429-7410) called twice stating that the manager had contacted them. I related to her our observations and she agreed to order an immediate cleaning and agreed to a 2 month pumping cycle.

- August 7, 2014:
 - o There was only a light scum of grease in second grease trap.
 - o There were signs of previous tank flooding conditions but operating conditions were normal.

- November 15, 2013:
 - o We noted that scheduled pumping was slightly past due and informed the manager of that and he indicated that he would contact Towne Engineering when pumping was scheduled. We observed 8 to 10 inches of floating grease in the second chamber. We have had no further contact with this customer since. There was evidence of grease leaving the second chamber evidenced by a grease film present on the invert. I spoke to manager about doing a better job of scraping plates. He indicated that they had been running cold water to attempt to cool effluent and that they would be sure to continue that practice. The temperature in the grease traps appeared markedly cooler than it had been during previous inspections, which shows that they are being successful in cooling the effluent stream.

WAL-MART:

180 River Road

Tel: 860-376-3254

Fax: 860-376-0813

Manager: Josh Adams

Floor Managers: Jessica C. & Jose C.

- March 1, 2019

- Grease/Grit Chamber on easterly side of the building
 - The grease/grit chamber appears to be operating correctly. The effluent in the chamber was a gray color that appears to be from floor wax that does not come out of suspension.
 - The outlet to this structure has a 6" tee-baffle that is not capped or extended upwards and only extends approximately 6" below the tee. WE RECOMMEND THE INSTALLATION OF AN UPRIGHT VERTICAL EXTENSION AND CAP ON THIS TEE-BAFFLE AND EXTENDING THE LOWER PIPE TO WITHIN 12" OF THE BOTTOM.
- Westerly grease trap (west side of building)
 - The tee-baffle has STILL NOT BEEN EXTENDED AND/OR CAPPED.
 - Otherwise this grease trap appears to be being maintained and operating correctly
- Easterly grease trap (west side of building)
 - This grease trap appears to be being maintained and operating correctly

- May 8, 2018

- Grease/Grit Chamber on easterly side of the building
 - The manhole to the on the eastside of the building had some floating debris.
 - The effluent in the manhole is a gray color which we assume is liquid floor wax.
 - Since our last inspection it late December we were able to obtain design plans that show this chamber as a settling chamber before the pump chamber that only services the floor sink where the floor washing machines discharge their waste water.
 - The outlet to this structure has a 6" tee-baffle that is not capped or extended upwards and only extends approximately 6" below the tee. WE RECOMMEND THE INSTALLATION OF AN UPRIGHT VERTICAL EXTENSION AND CAP ON THIS TEE-BAFFLE.

- Westerly grease trap (west side of building)
 - This grease trap had been recently pumped and was still only about ¼ full.
 - There appear to be 1 foot of chunky grease left over. Due to the depth and narrow diameter of the clean-out riser it would be difficult fully clean-out this grease trap.
 - The tee-baffle has STILL NOT BEEN EXTENDED AND/OR CAPPED.
- Easterly grease trap (west side of building)
 - This grease trap had also been recently service and was only about ½ full with a very minor floating layer of grease observed
- Downstream manhole from grease traps on westerly side of the building
 - No grease was observed in leaving the site in this manhole
 - This is the first time that we have been able to access this manhole due to the cover previously being stuck. It appeared that the drain cleaners forced this manhole free in December.
- December 26 & December 28, 2017:
 - Met with Matt from John's Sewer and Drain Cleaning on the 26th who stated that he had pulled all of the manholes westerly of Wal-Mart and that they were all operating normally.
 - Matt did indicate that there was a clogged manhole on the east side of the Wal-Mart building
 - We inspected that manhole which is located just northerly of the pump station on the back side (east) side of the building and found it to have grey matted material to within 3 feet of the lid.
 - Scherbon and White attempted to clear the manhole with the septic pumper truck. They were successful in removing the top 18 inches of material after an hour of hard work which exposed the top of a tee-baffle and a 6 in SDR 35 inlet pipe. They snaked the pipe and ran water from the mop sink inside and got the pipe flowing.
 - We pulled 2 of the manholes on the southerly end of the building and found them to be operating normally and there was no obvious buildup of grease.
 - On December 28th America Rooter (1-888-863-4638) brought a Vac-truck and was able to clean the manhole, with a catch basin cleaning vacuum, a very high pressure hose, and some mechanical action.
 - This manhole was full of solid grey material. There was very little sewage smell in the material. We are not certain what the built up material was, but we suspect that it is wax and grease from the floors in the store that the floor cleaning machines drain into the mop sink.
 - There is a single 6" SDR 35 inlet pipe and what looked to be a 3" vent line. We are not certain other than the mop sink what drains to this manhole. The outlet to this structure has a 6" tee-baffle that is not capped or extended upwards and only extends approximately 6" below the tee.

- We were unable to gain access to the pump station.
- September 18, 2017:
 - o The outlet tee baffle in the westerly still has not been capped
 - o Westerly grease trap needs to be serviced
 - o Easterly grease trap was OK (very little accumulated grease)
 - o We pulled the connection manhole cover immediately westerly of the grease traps.
 - There is a short drop inlet in this manhole and one of the restraining straps as rusted away
 - There was no evidence of grease leaving the Wal-Mart grease traps
 - The pipe in this manhole was approximately 50% full with very little flow evident
 - We were unable to get the cover of the next downstream manhole to the north open (in front of Anytime Fitness).
 - The next manhole to the south (near the southwest corner of Wal-Mart [where the line from the easterly side of the store connects in]) had approximately ¼ full pipe depth of standing effluent.
 - The next manhole to the south (in the ring road around Wal-Mart) had approximately ½ of the pipe diameter full of standing effluent.
 - SEE DIGI-PLEX 12 notes below
- April 29, 2016:
 - o We inspected both grease traps.
 - o Both grease traps appear to have just been pumped evidenced by the liquid level being at approximately 50% of normal operating levels.
 - o The easterly grease trap has an outlet tee baffle that extends essentially to the underside of the manhole lid. No cap has been installed.
 - o The westerly grease trap has an approximately 6 inch tall stub installed in the tee baffle but that stub is not capped.
 - o While it appeared that the both grease traps had been recently serviced the westerly tank still had a significant amount of grease in the tank.
 - o These grease traps are very difficult to service due to the fact that the top of the tanks are approximately 6 feet below grade and the clean-out risers are small diameter.
- June 3, 2015:
 - o We inspected both grease traps.
 - o Both grease traps had little to no grease.
 - o The easterly grease trap has had an extension to the outlet tee baffle installed that extends essentially to the underside of the manhole lid. No cap has been installed.

- The westerly grease trap has had an approximately 6 inch tall stub installed in the tee baffle but that stub was not capped.
- October 9, 2014:
 - We inspected both grease traps. The westerly one showed grease accumulation but the easterly one has little to no grease. Neither grease trap had caps installed on outlet tee baffles. We were unable to get the lid of the next downstream manhole open. We met with Ed, Jeff, Chris, and Carrie Frantz and explained to all that capping of the outlet baffles is imperative.
 - Carrie Frantz faxed pumping reports indicating that the grease traps were pumped on June 10, 2014 & September 4, 2014.
 - We were contacted by the pumper (860-227-3063) regarding capping the outlet tee-baffles at 1 PM. I explained what needed to be done.
- August 26, 2014:
 - The outlet tee-baffle still has not been capped. It did not appear that the grease trap had been pumped. We have had no further contact with anyone from Wal-Mart since our last inspection on August 7th.
- August 7, 2014:
 - A cap on the upper tee baffle outlet is needed. The issue was raised to the manager in November of 2013.
 - This tank needs to be pumped.
 - We informed the manager on duty (Chris) that this situation needs to be addressed by Wednesday August 20th.
- November 15, 2013:
 - Grease traps are fairly deep below the grade of the side walk (5-8') with narrow risers. There was little grease evident in this chamber. There is no tee baffle on the inlet (while this does not meet the current detail, we would not recommend attempting to retrofit a tee baffle on the inlet due to the difficulty of installation and the apparent low grease volume). The outlet tee baffle needs to be capped on the top of the tee. The manager we spoke with agreed to have this work done and indicated that he would call when it was being done. We have had no contact with them since that date.

DIGI-PLEX 12:

162 River Road

Tel: 860-376-3000

860-376-3965

Manager: Melanie Sanborn

- **March 1, 2019**

- We observed approximately 12" of solid brown grease in this grease trap. Other times the grease in this tank has been loose yellowish grease.
- We pulled the manhole immediately downstream and there was no evidence of grease leaving the grease trap.
- May 8, 2018
 - There was 8 to 10" of thick floating popcorn oil/grease in the grease trap
 - We pulled the downstream manhole and there was no evidence of grease leaving the site.
- September 18, 2017:
 - Only 1 inch of "popcorn" oil in grease trap
 - In the connection manhole downstream
 - There was no evidence of grease escaping the grease trap.
 - However there was paper products observed in the invert of the connection manhole on the grease trap side. Questioning if at times there is a back up in the line all of the way to Wal-Mart????
- April 29, 2016:
 - No issues observed. We observed approximately 6" of liquid yellow grease in the grease trap. There was no evidence of grease observed in the downstream junction manhole.
- June 3, 2015:
 - No issues observed. Very little accumulated grease.
- October 9, 2014:
 - Cap in place. No issues observed. Very little accumulated grease.
- September 4, 2014:
 - Bob's Septic called to say cap was installed.
- August 26, 2014:
 - The outlet tee-baffle still has not been capped. There was a slight layer of floating grease observed. We would recommend a 3 to 4 month pumping schedule.
- August 12, 2014:
 - Bob's Septic (860-848-3097) pumped the grease trap. There was 4 to 6 inches of floating grease on top and very little sludge on the bottom of the tank. I met with Melanie and indicated that they needed to install the cap on the outlet tee-baffle.
- August 11, 2014:

- Melanie called at 10:55 am. She indicated that the last time that the grease trap was cleaned was 2 years ago. I informed her that the grease trap needed to be pumped and the cap on the tee-baffle. Melanie called later in the day to say that they had pumping scheduled for 10:00 am on the 12th.
- August 7, 2014:
 - A cap is needed on the outlet tee baffle.
 - We spoke with the manager on duty (Nick) and informed him also that they need to have tank pumped and the cap installed by Wednesday August 20th.
- November 15, 2013:
 - The cap on the top of the tee-baffle outlet is missing. It is my recollection that this cap was installed at the time of original construction. It needs to be replaced.

PANERA BREAD:

160 River Road, Suite 175

Tel: 860-376-9100

Manager: Eileen Gaucher

- **March 1, 2019**
 - o We observed 4" of floating grease. This grease trap appears to be being maintained and operating properly.
- **May 8, 2018:**
 - o We observed about 2" of floating grease in the grease trap.
 - o We pulled the downstream manhole cover and there was no evidence of grease leaving the site.
- **September 18, 2017:**
 - o We observed approximately 1" of loose floating grease in the grease trap.
 - o There was no evidence of grease escaping in the downstream connection manhole
 - o We noted that the rims of all three manhole frames have been broken on the easterly sides.
- **April 29, 2016:**
 - o No issues observed. Approximately 3" of floating grease was observed.
- **June 3, 2015:**
 - o No issues observed. Approximately 2 to 3" of grease observed.
- **October 9, 2014:**
 - o No issues observed. Approximately 1" of grease observed.
- **August 26, 2014:**
 - o There is still no cap on the outlet tee-baffle.
 - o We observed that there is apparently quite an accumulation of grease in the tank. The last pumping was June 23rd. We would recommend a 2 month service interval at this facility.
- **August 7, 2014:**
 - o A cap is needed on the outlet tee baffle.
 - o We spoke with Andrea (Manager) who provided an invoice showing that the tank had been serviced on June 23, 2014.
 - o Theresa Hein (upper management) called at 3:30 pm and indicated that she had contacted Wind River to replace the missing cap.
- **November 15, 2013:**

- There was accumulated grease in the invert of the outlet baffle. It is not clear if this deposit is from current conditions or left over from a period of poor maintenance. We observed 3"± of floating grease. Paper waste was observed in the grease trap which apparently is the result of straw wrappers etc. being washed down the drain due to improper scrapping of the plates. The cap on the top of the outlet tee baffle is missing and needs to be replaced. I am certain that at the time of construction the cap was installed but it has now been removed.

The Crossing at Lisbon Sites

CHILI'S:

151 River Road
Tel: 860-376-5862

- **March 1, 2019**
 - o We observed 6" of floating grease presently
 - o It appeared that the level in the tank had risen 3" above normal operating levels at some point but was at normal levels at the time of inspection.
 - o We attempted to inspect the manhole downstream but could not remove that cover.
- **May 8, 2018:**
 - o We observed 2 inches of floating grease
 - o This grease trap seems to be functioning properly and is being well maintained.
- **September 18, 2017:**
 - o We observed several inches of floating caked grease. The grease had mold growing on top of it and this is the first time we have observed mold.
 - o We were unable to get the downstream manhole open
 - o This grease trap needs to be serviced.
- **April 29, 2016:**
 - o Approximately 1" of grease observed. The only issue to note is that the cap on the outlet tee-baffle is only set into the outlet tee and is not secured in any fashion.
- **June 3, 2015:**
 - o No issues observed. Approximately 3" of grease observed.
- **October 9, 2014:**
 - o No issues observed. Approximately 1" of grease observed.
- **August 26, 2014:**
 - o The grease trap was serviced today by ~~Stewarts Waste Water and~~ Environmental Services, Haverhill MA, 800-660-7471 – 978-372-7471. The pumper claims that they pump the tank every month. This monthly service interval seems appropriate for the use.

- August 7, 2014:
 - The operating level of the tank seemed to be 2" too high.
 - The tank needs to be serviced. There was at least 4 inches of grease in the tank.
 - We spoke with Tim Racicot who indicated that he would contact the pumper and have the tank serviced.
- November 15, 2013:
 - No issues observed with this grease trap. We observed 3" to 4" of floating grease. We were unable to access and inspect the connection manhole due to the presence of the infiltration saucer.

TARGET:

195 River Road

Tel: 860-823-2960

Property Management Technician: Ozzie Roman

Email: Osvaldo.Roman (T2433) [Osvaldo.Roman@target.com]

- March 1, 2019
 - We observed 6" to 12" of chunky grease in the tank
 - This was very different from previous inspections
 - The downstream manhole has a infiltration saucer in it that we could not remove
 - We met with OZ the maintenance supervisor and showed him the issues.
 - Mr. Roman subsequently provided a pumpers report from September 6, 2018
 - That inspection report indicated that they had removed 380 gallons where as the grease trap is a 1000 gallon size
 - We informed Mr. Roman that the WPCA requires quarterly grease trap cleaning and that the grease trap needs to be fully emptied at each service and that the grease traps needs to be serviced now and Mr. Robb or our office should be notified when the grease trap is scheduled to be serviced
 - As March 5, 2019 we have not been notified of the schedule for service
- May 8, 2018:
 - Only 1 to 2 inches of loose grease observed
 - Grease trap appears to be working well
 - The manhole cover rims are being chipped away presumably by snow plowing activities.
- September 18, 2017:

- We observed approximately 1 inch of loose floating grease that smelled like popcorn.
 - There are no issues.
- April 29, 2016:
 - We observed approximately 1" of floating grease which is more than we recall from previous inspections. There was considerable condensation observed on the manhole lid and in the access riser.
- June 3, 2015:
 - No issues observed.
- October 9, 2014:
 - Not inspected.
- August 7, 2014:
 - No issues observed.
- November 15, 2013:
 - No issues observed with this grease trap. There appeared to be very little accumulated grease.

Route 12 Sites

CHUCKY'S MOBIL:

107 River Road

Tel: 860-376-2314

Store Manager: Urwa Tem

Owner: Alden Associates – John McNeil 860-282-0655

- **March 1, 2019**
 - o We found approximately 2 feet of solid grease
 - o Inside covers on tank do not fit well and the handle on the inlet side cover have rusted through.
 - o Mr. Robb indicated that he would contact owner regarding servicing this grease trap.
- **May 8, 2018**
 - o We observed at least 18 inches of solid chunky grease in the grease trap.
 - o THE GREASE TRAP NEEDS TO BE SERVICED AS SOON AS POSSIBLE
 - o This grease trap has heavy concrete covers which do not fit tightly onto the grease trap and the handles are failing.
- **September 18, 2017:**
 - o We observed at least 1 foot of solid chunky grease in the grease trap.
 - o THE GREASE TRAP NEEDS TO BE SERVICED AS SOON AS POSSIBLE
 - o This grease trap has heavy concrete covers which do not fit tightly onto the grease trap and the handles are failing.
- **April 29, 2016:**
 - o We observed less than 1" of chunky floating grease. No issues were noted at this inspection.
- **June 3, 2015:**
 - o Everything appears to be working well. We observed 2 to 3" of chunky floating grease. No issues at this time.
- **October 9, 2014:**
 - o Not inspected.
- **August 26, 2014:**
 - o We inspected the grease trap and found the outlet tee-baffle to be properly capped. There was 2 to 3 inches of chunky floating grease in the trap. We

would recommend pumping at least every 3 months.

- August 12, 2014:
 - o Bob's Septic called to say that he was installing the cap and fixing the tee-baffle. (I was in Mansfield at that time)
- Friday August 8, 2014 @ 10:00 am:
 - o Met with Bob's Septic (860-848-3097).
 - o The pumper claimed that the tank was last pumped June 2013.
 - o There was 3 or 4" of floating grease but also several inches of sludge in bottom of tank which also was present in the outlet tee-baffle
 - o There is no cap on the top of the outlet tee-baffle
 - o The outlet tee-baffle extends to approximately 12 inches from the bottom of the tank
 - o The inlet tee-baffle extension had 'dropped off' and was laying in the bottom of the tank
 - o It was estimated that this is a 1250 gallon tank by the pumper
 - o This is a single compartment tank
 - o There was grease evident in the invert of the outlet tee-baffle
- August 7, 2014:
 - o A cap is needed on the outlet tee baffle
 - o Grease trap needs immediate pumping
- November 15, 2013:
 - o There is a large accumulation of grease in the grease trap (at least 18" thick). It is obvious that grease is leaving this tank based on the accumulated grease in the invert of the outlet tee baffle. The concrete cover fits poorly. Again there is no cap on the top of the outlet tee baffle which needs to be addressed. This grease trap needs to be cleaned as soon as possible.

BETTER VAL*U

99 River Road

860-376-4424

Larry Kolada (Site Supervisor): 860-608-3150 cell

Store Manager: Kyle Linivitch

Bozzutos – Dave Falt – 800-243-9761 ext. 5134

- March 1, 2019
 - o Front (east side) tank 3" of grease, operating OK
 - o Side (north side) very little grease, operating OK

- May 8, 2018
 - o The northerly grease trap had almost no floating grease.
 - o The tank in front of the building (easterly side) had less than 1 inch of floating grease.
 - o No issues observed.
- September 18, 2017:
 - o The northerly grease trap had 1" to 3" of floating grease which had a lot of other waster included (styrofoam cups, caps to juice bottles)
 - o The tank in front of the building (easterly side) had 3 to 4 inches of solid grease. No issues observed.
- April 29, 2016:
 - o No issues observed in either grease trap.
 - We observed approximately ½" of grease in the grease trap on the easterly side of the store.
 - We observed virtually no grease in the grease trap on the northerly side of the store.
- June 3, 2015:
 - o No issues observed in either grease trap.
- October 9, 2014:
 - o No issues observed in either grease trap.
 - o Water meter reading 1,087,414
- August 7, 2014:
 - o No issues observed
- April 21, 2014:
 - o No floating grease was observed in either grease trap. As you may recall there was a substantial accumulation in both tanks last fall. Based on what I observed there today, I informed Mr. Kolada that I would be back in 6 months to do a follow-up inspection.
- November 15, 2013:
 - o I observed the pumping of both grease traps on October 22, 2013. No new inspection was done on November 15th. We have inspected both grease traps

quarterly since this property was connected to the public sewer in October 2012 and there had been no observed accumulated grease until the October 2nd inspection. There had apparently been a change of in store staffing and I spoke with Larry Kolada (maintenance supervisor) about retraining of the current employees.

- October 22, 2013:
 - o I witnessed the pumping of the grease traps at the Better Val*U Store this morning. The grease trap in front of the store had a moderate amount of collected grease. The grease trap on the northerly side of the building which services the meat cutting room had a large amount of grease that was not present 3½ months ago when I last checked it. Mr. Kolada, of Better Val*U indicated that they have a substitute meat cutter in this store and he would speak to him regarding better grease handling practices. Based on what I observed there today, I informed Mr. Kolada that I would be back in 3 months to do a follow-up inspection.
- October 2, 2013:
 - o I inspected the front grease trap at the Better Val*U store this morning and informed Larry Kolada that base on that inspection BOTH grease traps will finally need to be pumped. I did read the water meter when I was on site today (8 am, October 2, 2013) and read 0759959 gallons. On September 24th, 2012 and that meter read 0485440 gallons.
- March 22, 2013:
 - o I once again inspected the 2 grease traps at the Better Val*U Store at 99 River Road in Lisbon. Neither of the grease traps again contained any visible grease. I inspected the outlet baffles of both tanks and did not note that either grease trap appeared to ever operate above the normal operating levels and that the cap on the top of the outlet tee-baffles were still in place. It is our recommendation that in another 6 month period that we contact Mr. Kolada and we do another inspection of the grease traps without having a septic pumper present to assess if pumping is even needed at that time. There were no issues noted during this inspection of the site.
- December 19, 2012:
 - o I inspected the 2 grease traps at the Better Val*U Store at 99 River Road in Lisbon. Neither of the grease traps contained ANY visible grease. I also inspected the manhole near Route 12 and there was no indication of grease in the sewer lateral and the system appeared to be functioning properly. I spoke with Mr. Kolada, who indicated that they maintain the mechanical grease removal unit in the food preparation area and have installed screens with small openings in each of the sinks. Those efforts are clearly working. It is our recommendation that in another 3 month period that we contact Mr. Kolada

and we do another inspection of the grease traps without having a septic pumper present to assess if pumping is even needed at that time. There were no issues noted during this inspection of the site.

MCDONALDS:

95 River Road

Tel: 860-376-9368

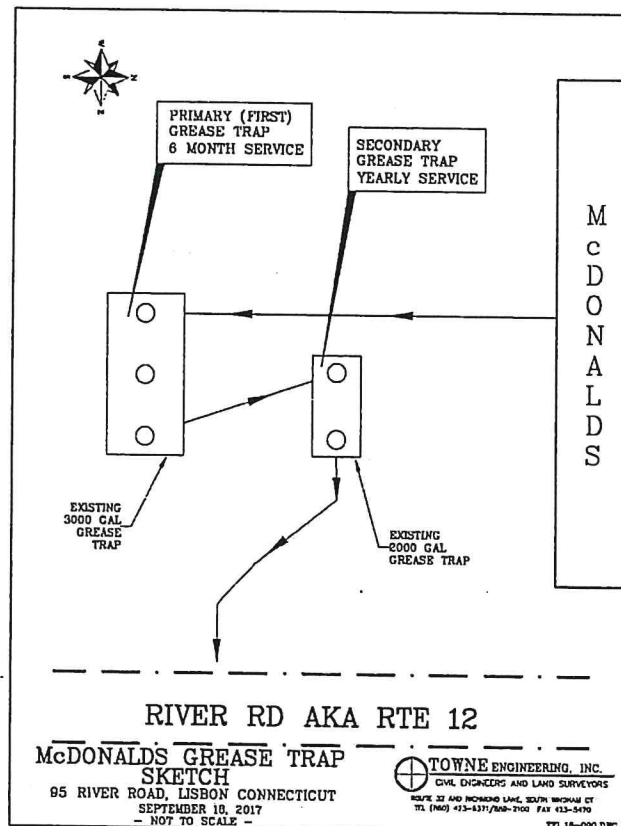
Rachel Deane email: rachel.deane@partners.mcd.com

Grease trap contractor: Baker Commodities

Ken Fournier email: KFournier@bakercommodities.com

Baker Commodities Inc.
Billerica Ma,
P.O. Box 134 Billerica Ave,
North Billerica MA 01862
978-654-7715
978-454-8811

Note: At their meeting on February 2, 2017 the WPCA set the pumping frequency to 6 months for first tank and yearly for the second tank.



- **March 1, 2019**
 - Primary tank (3000 gallon) had about 8" of chunky floating grease.
 - Secondary tank (2000 gallon) have a minimal about of floating grease
 - We contacted Baker Commodities regarding primary tank service due early March
 - Service of primary tank is scheduled for Thursday March 7th at 7 am.
- **May 8, 2018**
 - Restaurant has been re-opened following remodeling
 - Observed 2" of floating grease in southerly tank, tank was warmer than recalled from previous inspections and the grease was very loose.
 - Observed 4 to 6 inches of chunky grease in northerly tank. We were not able to access the outlet to the northerly tank due to a car being parked on the cover.
 - We reached out to the owner in December regarding the pumping schedule and this is how Rachel Deane responded:
 - *The annual pumping would be due in May. The other pumping would occur late February or First week of March. As these are far out, neither are scheduled yet. You can contact them mid February if you want to see the main trap. The information is below:*
 - *Contact: Shawn @ Baker Commodities ph # 978-454-8811*
- **September 18, 2017:**
 - The restaurant was closed for renovations
 - The cap on the tee-baffle on the outlet to the secondary tank still has not been installed.
 - The primary (southerly) tank had approximately 4 inches of liquid floating grease
 - The secondary (northerly) tank had approximately 4 inches of chunky firm grease
 - We recommend an inspection at or just before the next time that these grease traps are serviced
- **January 5, 2017 7:00 am (JHB):**

Note: We were notified by email on December 31st that the pumping and repairs were going to be done on Thursday January 5, 2017. We responded back at 6:05 am on Tuesday January 3rd (the first time anyone had been in the office due to the New Year holiday) and requested a time that Baker Commodities would be on site; no response was given and a second request was made on January 4th at 3:38 pm; the owner did not respond until 7:08 pm on the 4th saying that the work would commence at 6 am on the 5th; we received that message on January 5th at 6:30 am; I was on site by 7:45 am.

 - Met on site with Joe (Pumper) and 2 others from Baker Commodities, Inc. (978-454-8811)
 - The 3000 (southerly) gallon tank had already been pumped

- The 2000 (northerly) gallon tank was in the process of being pumped.
 - The pumper truck was full and left 12" of materials in the northerly (second) tank
 - The 2 repair crew guys had fixed the inlet baffle in the 3000 gallon tank and claimed that that was all of the work. When I showed them the work sketch provided to the Owners they completed the repairs as requested, except that they did not have a cap that could be placed on the riser they extended in the secondary tank.
 - The outlet riser in the southerly or primary tank is constructed so that a cap could not be installed on the riser. I told the contractor that leaving that cap off was OK with me since they promised to place one on the outlet tee-baffle at their next visit to the site.
- October 19, 2016 7:00 am (JHB):
- Met on site with Owners, Ayoub Engineering, & Joe from Baker Commodities, Inc. (978-454-8811)
 - It was determined that the southerly tank (3000 gallons) is the primary tank and then the flows are directed to the northerly tank (2000 gallons)
 - There was virtually no grease or solids in the northerly tank. Recent documents provided by the new owner would seem to indicate that the southerly tank was only cleaned twice a year (and maybe not at all).
 - The primary 3000 gallon tank was completely emptied. The inlet baffle was found lying on the bottom of the tank. The outlet baffle is not capped and the bottom was 30" +/- above the bottom of the tank.
 - The secondary 2000 gallon tank was pumped down to 15% +/- remaining when the truck became full. There was virtually no grease and no solids in the second tank. The baffles were intact and are within 10" of the bottom of the tank. The outlet tee-baffle is not capped.
 - There is also an internal grease trap servicing the 3 bay sink and dish washer.
 - There is a fry-grease recycling system in use in the restaurant.
 - The general condition inside of the restaurant was very clean.
 - See October 19th memorandum to WPCA with observations and recommendations.
- October 6, 2016 (JHB & MDM):
- The southerly grease trap had darker firmer grease than we had previously observed.
 - The one cover of the northerly grease trap that we could access had a thin skim of floating white/grey grease
 - We pulled the manhole downstream of the connection and there seemed to be less grease in that manhole than was previously observed.

- April 29, 2016:

- We were not able to inspect the final outlet due to a car being parked over the inspection cover.
 - Both tanks appeared to be operating normally.
 - We observed approximately 8" of liquid grease in the southerly tank and approximately 1" of firmer grease in the northerly (second) grease trap.
 - This system appears to be operating normally.
- June 3, 2015:
 - We were not able to inspect the final outlet due to a car being parked over the cover.
 - Both tanks appeared to be operating normally and had less accumulated grease than was observed during previous inspections
- October 9, 2014:
 - Heavy liquid grease found in both tanks.
 - The final outlet baffle was not available for inspection due to their being a vehicle parked on cover.
 - We spoke to the manager on duty (Sue) and informed her that a pumping was required. She called Brian (the facility manager).
 - They indicated that Suburban Sanitation services the grease traps.
- August 26, 2014:
 - The outlet tee-baffle still has not been capped. It did not appear that the grease trap had been pumped. We have had no further contact with anyone from McDonalds since our last inspection on August 7th.
- August 7, 2014:
 - A cap is needed on the outlet tee baffle
 - Tanks need to be serviced
 - We spoke to a manager (Brian) and indicated to him that the tee baffle cap needs to be immediately installed and the tanks serviced
 - The interval for servicing the tanks imposed was 2 months
 - We opened the manhole immediately downstream and there were clear signs of grease coming from the McDonalds lateral
- November 15, 2013:
 - We observed over 1 foot of very liquid grease in the larger of the 2 tanks. Again an upper cap on the last tee baffle is missing and needs to be installed.

LISBON GRUMPY'S (GULF):

102 River Road

Tel: 860-437-6200

- **March 1, 2019**
 - Business is still close although there was evidence of recent site work
 - There is still no cap on the outlet tee-baffle
 - We contacted the SCCOG Planner, Mike Murphy, who was not sure of the proposed use.
 - We requested that no Certificate of Occupancy be issued until a final WPCA inspection had been completed. Mr. Murphy agreed to forward notice to the Building Official.
- **May 8, 2018:**
 - BUSINESS IS STILL CLOSED
- **September 18, 2017:**
 - BUSINESS IS STILL CLOSED
- **October 19, 2016:**
 - Business closed
- **April 29, 2016:**
 - The grease trap is approximately ½ full of stagnate water. There are some solids in the downstream compartment of the grease trap reminiscent of sewage. The water in the inlet or upstream compartment is virtually clear. It appears that this tank is not being used. There is still no cap on the outlet baffle tee.
- **June 3, 2015:**
 - Grease trap is full of stagnate water. It appears that this tank is not being used. There is still no cap on the outlet baffle tee.
- **October 9, 2014:**
 - Not inspected.
- **August 7, 2014:**
 - No current issues observed, since the grease trap is not apparently being used
- **November 15, 2013:**
 - It appears that this grease trap is not being used but is full of stagnate water. We went inside of the business and confirmed that there is currently no food service. Again the cap on the top of the outlet tee baffle is missing and needs

to be replaced. During this installation and our inspections we are certain that the top cap was installed.

HENDELL'S SHELL:

114 River Road

Tel: 860-376-3440

Owner: Steve Salveggio 860-437-4648 ext. 1250

Email: ssalveggio@petromg.com

- **March 1, 2019**
 - o Very little grease noted in grease trap
 - o Appears to be well maintained and operating properly

- **May 8, 2018:**
 - o Very little grease noted in grease trap
 - o Appears to be well maintained and operating properly.

- **September 18, 2017:**
 - o Very little grease noted in trap.
 - o In addition to the Dunkin Donuts franchise this location now has a Henny Penny franchise which is offering expanded food service.

- **April 29, 2016:**
 - o No issues observed.
 - o Very little grease noted.

- **June 3, 2015:**
 - o No issues observed.
 - o Very little grease noted.

- **October 9, 2014:**
 - o Not inspected.

- **August 26, 2014:**
 - o The outlet tee-baffle has been capped properly.

- **Friday August 8, 2014 @ 10:41 am:**
 - o Preston (860-608-8413) called and indicated that he would extend the outlet tee-baffle upward and cap it. He called at 11:55 am and indicated that the installation of the cap was complete.

- **August 7, 2014:**
 - o A cap is needed on the outlet tee baffle

- The tank needs to be serviced.
 - We spoke to manager on site (Nicki?) and she indicated that she would contact management. At 2:30 pm Terry Crawley called and stated that would have their maintenance man (Preston) on site on Aug. 8th and he would contact me.
- November 15, 2013:
- Grease trap is being well maintained.
 - Again, there is no cap on the top of the outlet tee baffle that needs to be installed or replaced.

Lisbon Water Pollution Control Authority
Special Meeting
March 14, 2019, 7:00pm
Lisbon Town Hall

Minute Man Press- Motion to pay \$128.08 for 1000 billing envelopes made by J. Lewerk, seconded by D. Wawryznowicz. Vote: Unanimous: Motion Carried

Phyllis Brown- Clerk to the Board-for March 2019 Special Meeting meeting \$65.00 motion to pay made by D. Wawryznowicz, seconded by J. Lewerk.
Vote: Unanimous: Motion Carried

Total payables – \$5276.63

Bills approved and paid by Ch K. Robb are as follows:

Frontier	\$ 45.31	paid on 2/22/19
Sprague Water and Sewer	\$ 654.50	paid on 3/8/19
Total	\$ 709.42	

Public comments- none

Grease trap inspections-Towne Engineering has submitted a report for the recent grease trap inspections (included with the minutes). Several new managers at various businesses were not aware of the requirements for grease trap maintenance or schedules. The regulations will be checked to see if there is a maintenance schedule for businesses to follow.

The Regulations of the WPCA are being typed into the computer by Phyllis Brown. There is no electronic record to date that can be found. Motion was made by D. Wawryznowicz to pay P. Brown \$15/hour to input the regulations into the computer. Seconded by J. Lewerk.

Vote: Unanimous: Motion Carried

Motion to adjourn made by J. Lewerk.


Phyllis M. Brown, Secretary

Kenneth Robb, Chairman

RECEIVED FOR RECORD AT LISBON
CT ON 3/15/19 AT 9:40am
ATTEST. LAURIE TIROGCHI, TOWN CLERK
